

Product Info

Product Name	ULTRACOL 100	ULTRACOL 200
Indication	Temporary improvement of facial wrinkles	
Storage	Store at room temperature below 30C	
Validity	2 years	
Purpose of Use	PDO Collagen Skinbooster for Intradermal layer	PDO collagen stimulator for subdermal layer
Unit	100mg / 1vial	200mg/ 1vial
Cannula Gauge	31G ~33G, Multi needle	21G ~25G, Cannula

Ultra V, The Leader of Global Beauty Trend

39 countries and 60 distributors



Homepage : www.ultrav.co.kr
 Tel : +82-2-539-3450
 E-mail : info@ultrav.co.kr



Ultra V



P D O M I C R O S P H E R E

ULTRACOL[®]

N A T U R A L B E A U T Y O F F A C E L I N E

Made in Korea

Key Messages

The World's First

The world's first PDO(Polydioxanone) filler
 Ultracol is the only and the first PDO filler in the world that is approved by KFDA.

Safety

Safety proven over 30 years
 Most of the countries worldwide have used PDO for surgical sutures for more than 30 years. Safety and biodegradability of PDO has been well recognized globally.

Economical

Cost Effective
 In terms of collagen stimulating effect, Surface area of a vial of Ultracol (200mg) is equivalent to more than 1,000pcs of PDO thread 'Mono 29G 38/50mm'.

Technology

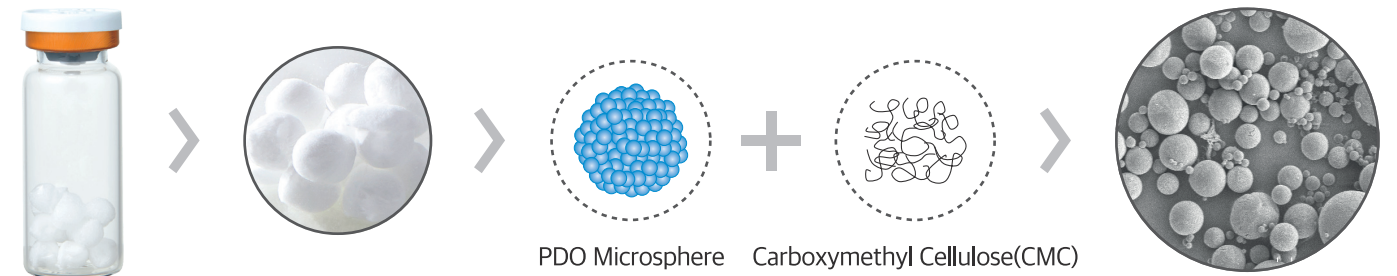
Unique Micronizing Technology
 Ultracol is the only microsphere PDO filler in the world that is developed with unique micronizing technology of Ultra V.



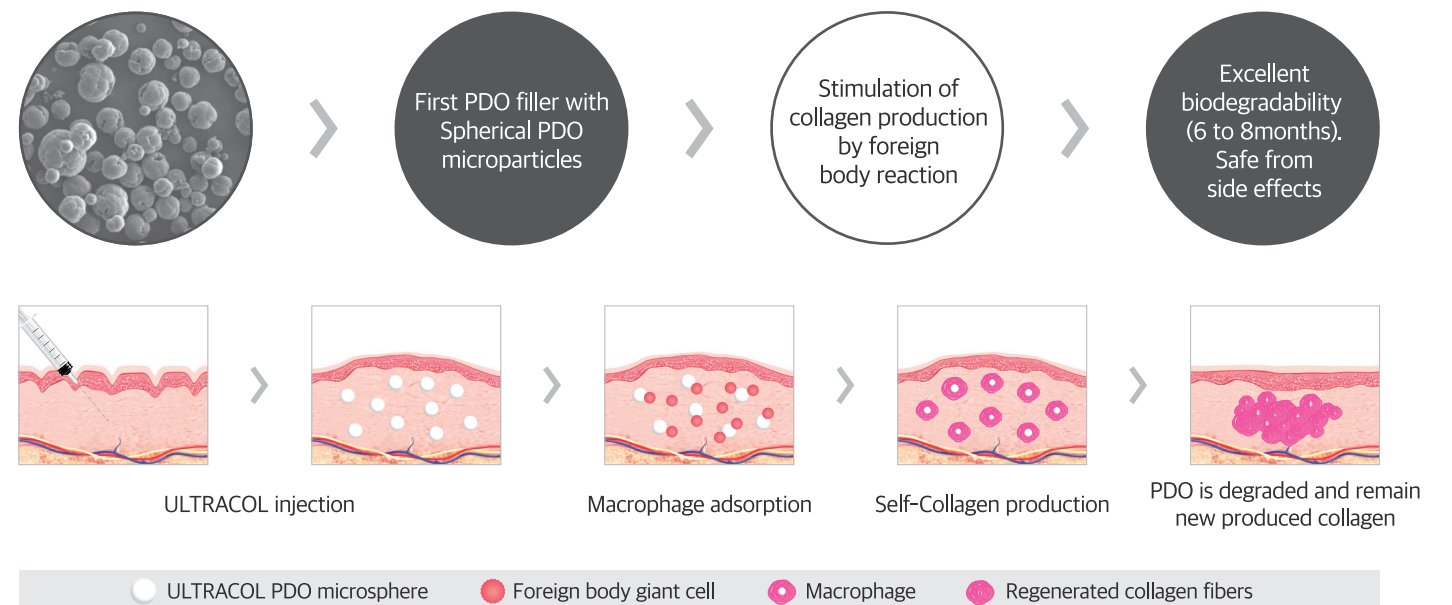
The World's First PDO(Polydioxanone) Filler

The world's first PDO powder filler approved by KFDA

01 // World's first PDO microsphere manufacturing technology



02 // Mechanism of action

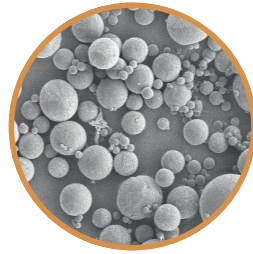


※ This product is medical device. Please read instruction and caution very carefully.

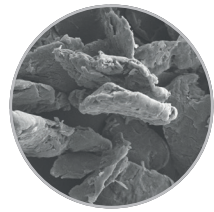
(*Dondossola et al, Nat. Biomed. Eng.(2016))

❖ Safety Proven Over 30 Years

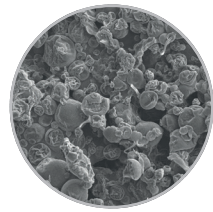
01 // Comparison on particle shape with other products



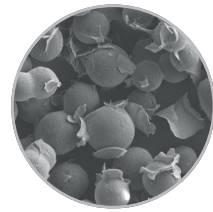
ULTRACOL (PDO)



Company A product



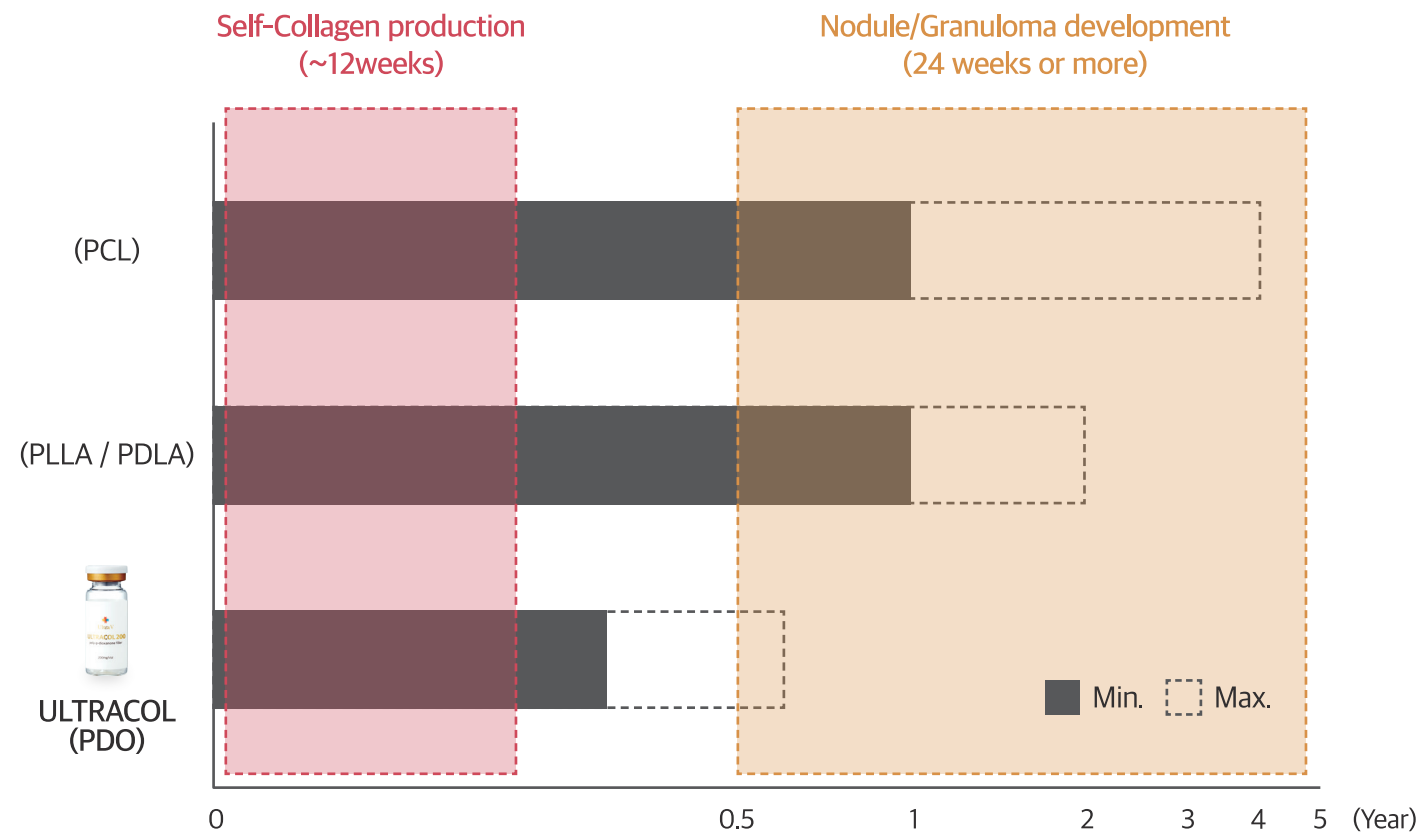
Company B product



Company C product

ULTRACOL is the safest Collagen Stimulator filler with Spherical shape compared to other products

02 // Comparison on probability of side effects



Over 6 months of retention in the body increase rate of granuloma / nodule (Kim et al., APS(2015))

❖ Collagen Stimulation Effect

01 // Comparison on Volume with HA Filler

· ULTRACOL Clinical Test

The diagram shows a person's face with arrows pointing to the cheeks. On the left is a syringe labeled 'HA Filler' and on the right is a vial labeled 'ULTRACOL'.

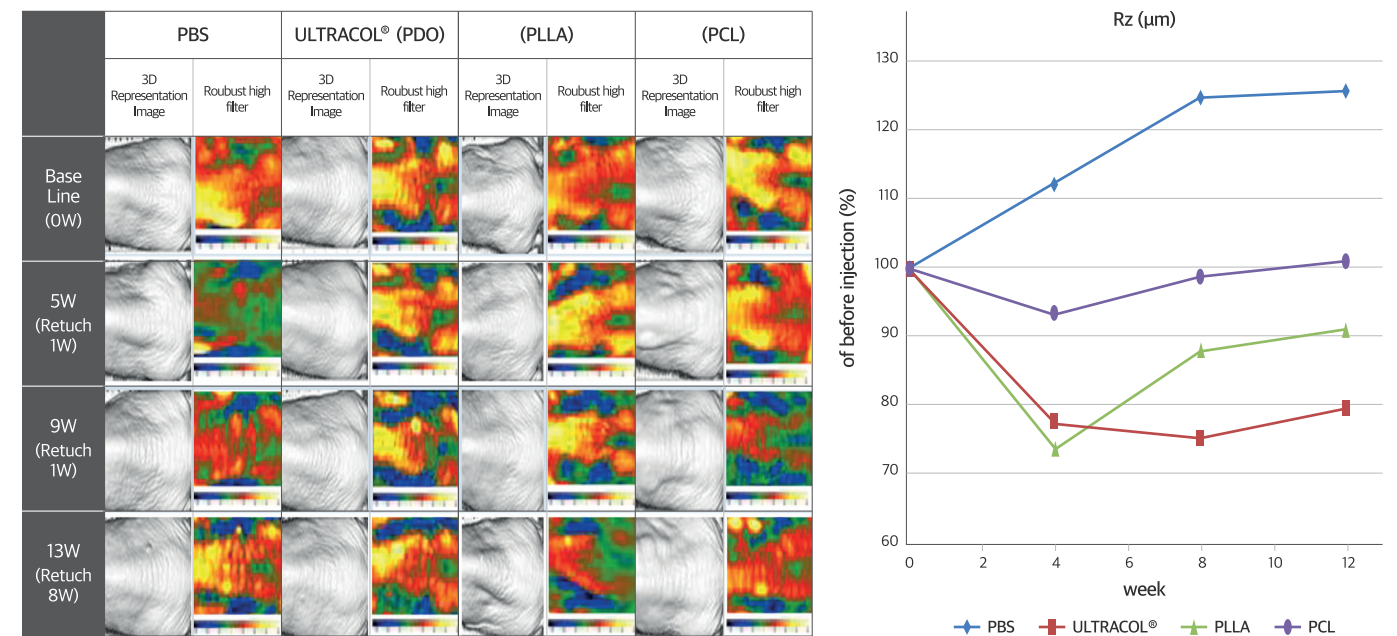
Clinical Results Summary - Clinical Trial Passed

Clinical Trial Institute	Chung-Ang University Hospital	72 people / 48 weeks
Safety	No special adverse events were found	
Efficacy	Equal effect compared to G company's HA filler application	
Result	Confirmed	

중양대학교병원
CHUNG-ANG UNIVERSITY HOSPITAL

The certificate is titled '의료가기 기술문서 등의 심사결과 통지서' (Notification of Review Results of Medical Device Technical Documents, etc.). It contains details about the product, the clinical trial, and the results.

02 // Comparison on skin roughness improvement effect



Unique Micronizing Technology

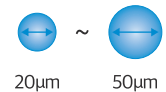
The world's only microsphere PDO filler

Clinical Cases

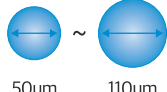
01 // Formulation and Usage



ULTRACOL 100

Volume	100mg	
Particle Size	20 ~ 50µm	
Usage	31 ~ 33G Multi-Needle	

ULTRACOL 200

Volume	200mg	
Particle Size	50 ~ 110µm	
Usage	21 ~ 25G Cannula	

02 // Patents and Awards



Jang Young-sil Award



Domestic Patent



International Patent



Trademark



Before



4 weeks after



Before



4 weeks after



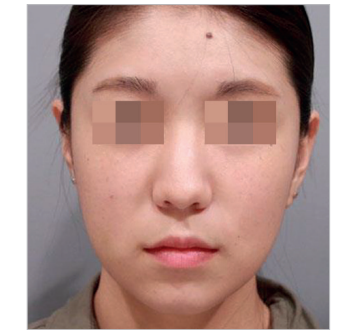
Before



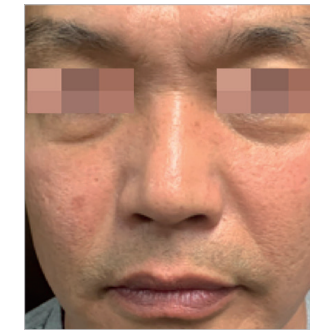
4 weeks after



Before



4 weeks after



Before



4 weeks after



Before



4 weeks after



Before



4 weeks after



Before



4 weeks after